


Rewmar MS600 Liquid Batten System

Technical Data Sheet



Rewmar MS600 Liquid Batten Polymer Adhesive is a solvent and waterfree, universal, ready to use elastic wood flooring adhesive.

Technical data:

Base	MS Polymer
Curing system	Moisture curing
Consistency	Paste
Colour	Pale brown or dark brown
Specific gravity (g/cm ³)	Approx. 1,6
Brookfield viscosity (mPas)	Approx. 72.000 (HBT A/10)
Open time at 21°C and 50% rv	Approx. 20-30 minutes*
Adjustability time at 21°C and 50% rv	Approx. 20-30 minutes*
Set to load bearing	min. 24 hrs
Sandpapering/finishing	min. 24 hrs
Shear strength (DIN281b) wood/wood	> 1N/mm ²
Temperature resistance	-40°C to +90°C (cured)
Durability against ageing	good
Total solids content	100% (solvent free)
Application rate	Depending on the subfloor Each sausage should allow 1m ² when bonding 20mm flooring and 1.5m ² when bonding 15mm flooring

* This can vary according to environmental circumstances such as temperature, humidity, substrate etc.

Applications:

Rewmar Liquid Batten System makes it possible to install all types of wood flooring on any substrate, for example, screeds, concrete, tiles, stone, metal, thermoplastic flooring and timber. Due to the versatility of Rewmar, it has the advantage of compensating for variations in floor levels by taking out surface irregularities.

With the ability to bond solid and engineered timber flooring directly to the sub-floor, Rewmar MS600 eliminates the need for fixing battens and raising of thresholds. Once cured Rewmar MS600 is fully elastic. This allows the differential movement between the bonded surfaces without the risk of delamination. When fixing flooring with Rewmar

MS600, adjustments can be made up to 30 minutes after application.

Applying the adhesive:

Apply the adhesive by means of a suitable gun applicator. The adhesive should be applied at 200mm centres when bonding 20mm solid wood flooring and at maximum 300mm centres when bonding 15mm solid or engineered wood flooring. Wait at least 24 hours before sanding and finishing the parquet.

Recommendations:

- Never install to substrates which are not protected against possible rising damp.
- Do not apply the adhesive at temperatures below 5° or above 25°C


Note: The directives contained in this documentation are the result of our experiments and of our experience and have been submitted in good faith. Because of the diversity of the materials and substrates and the great number of possible applications which are out of our control, we cannot accept any responsibility for the results obtained. In every case it is recommended to carry out preliminary experiments.

Rewmar

MS600

Liquid Batten System

Technical Data Sheet



- Minimum temperature of the substrate should be at least 5°C.
- Do not apply the adhesive when the relative humidity is above 75%.
- Never install onto a substrate which contains too much moisture or onto substrates with a higher humidity value than is recommended by the wood supplier.
- Never install wood that is too dry (<7% humidity). This can expand at higher humidity and cause damage.
- Do not install if the walls and ceilings of the area are not dry (e.g. after plastering or painting etc.)

Safety recommendations:

Apply the usual industrial hygiene precautions. Solvent free and non flammable. Avoid contact with the eyes and skin and always use in a well ventiated room. Wear protective gloves and


goggles and in the event of contact with the skin rinse well with soap and water. In the event of contact with the eyes, rinse with water and consult a doctor immediately. Always take care to follow the container labelling and the product data sheet.

Protection of the Environment and the Workplace:

The product is solvent free, non-flammable, is ecologically and physiologically harmless and after drying has a neutral odour. The product will not contaminate the indoor air quality with formaldehyde or other volatile materials and is classified as very low emission – EMICODE EC1. Avoid contact with eyes and skin and always wear protective goggles and gloves. In the event of contact with skin, rinse with plenty of soap and water. In the event of contact with eyes, rinse immediately with water and contact a doctor. Refer to the safety data sheet.

Disposal:

Do not allow into drains, water courses or land fill. Allow residues in container to harden and dispose of as construction waste.



Note: The directives contained in this documentation are the result of our experiments and of our experience and have been submitted in good faith. Because of the diversity of the materials and substrates and the great number of possible applications which are out of our control, we cannot accept any responsibility for the results obtained. In every case it is recommended to carry out preliminary experiments.